

UNCLASSIFIED



Story Telling with Data Visualization

WG 88

For the:

Professional Development
Institute

2 June 2017

Cost and Economics



Purpose & Agenda



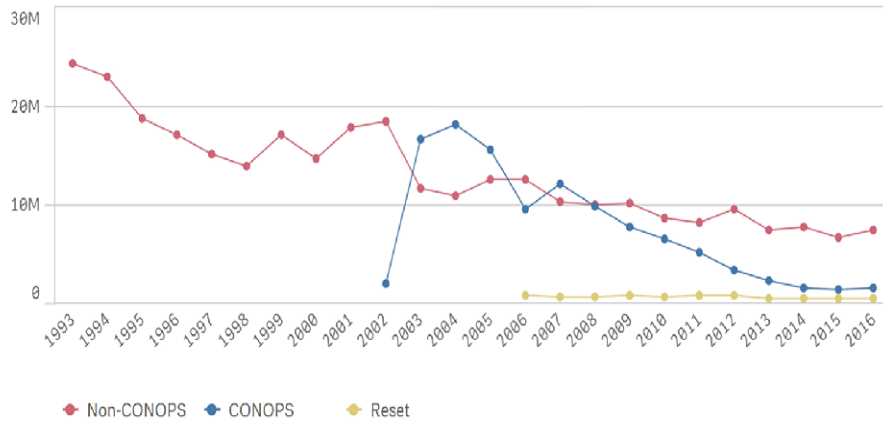
Purpose: Provide a demonstration of unique and emerging visualization tools available to the data analytics community and provide an exemplar on how these capabilities can support analyses.

Agenda:

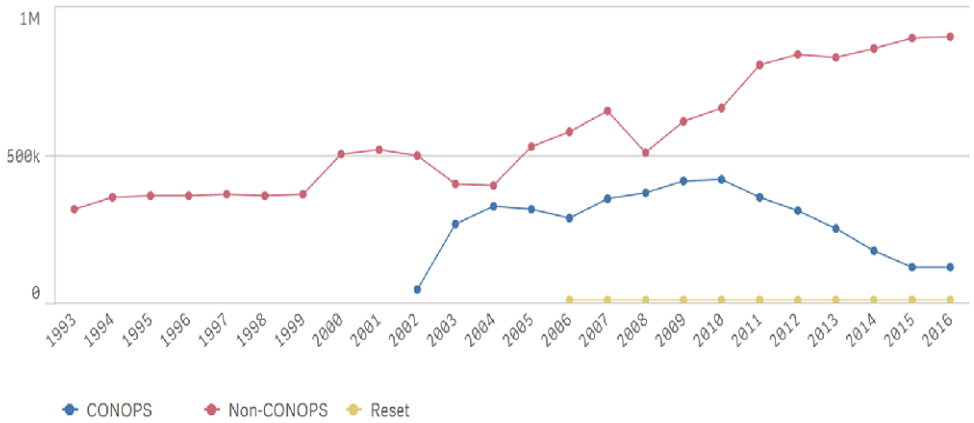
- Exploratory Data Analytics & Visualization.
- Tool Demonstration.
 - Data Collection, Cleaning, and Transformation.
 - Data Visualization.
 - Interpretation and Analysis.
 - Discussion.

OPTEMPO **665** Parts Per System **29.85** ATR **21.08** Extcost **167.2G**

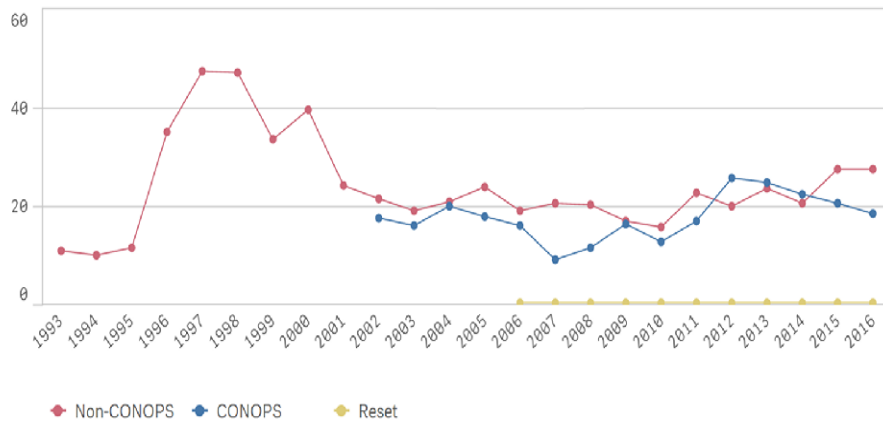
Quantity of Parts Ordered



Density of Systems



Activity Till Replacement



Activity

